

Scaled data based on original data using
LM-46-04 Photometric Testing of Indoor Luminaires Using High Intensity Discharge
or Incandescent Filament Lamps (Reaffirmed 2012)

Test Report Prepared for

Cooper Lighting Solutions

(formerly Eaton)

Brand: STREETWORKS

Report Number: 768869

Luminaire Tested: **CLB25SXX33X4X**

Issue Date: 3/3/2020

Test Information

Test Method: LM-46-04
Report Number: 768869
Test Lab:
Issue Date: 3/3/2020
Manufacturer: COOPER LIGHTING SOLUTIONS (FORMERLY EATON)
Product Line: STREETWORKS
Catalog Number: CLB25SXX33X4X
Description: GENERATIONS POST TOP
W/TALL SPUN TOP
Light Source: 250 WATT HPS CLEAR E-18
Ballast/Driver: -

Summary

Lumens per Lamp: 27500 (1 lamp)
Luminaire Lumens: 16703.3 lumens
Efficiency: 60.7%
Efficacy: 66.8 lumens/watt
Luminous Opening: Point Source (0' x 0' x 0')
IES Classification: Type III - Short - Non-Cutoff
BUG Rating: B4 - U4 - G5

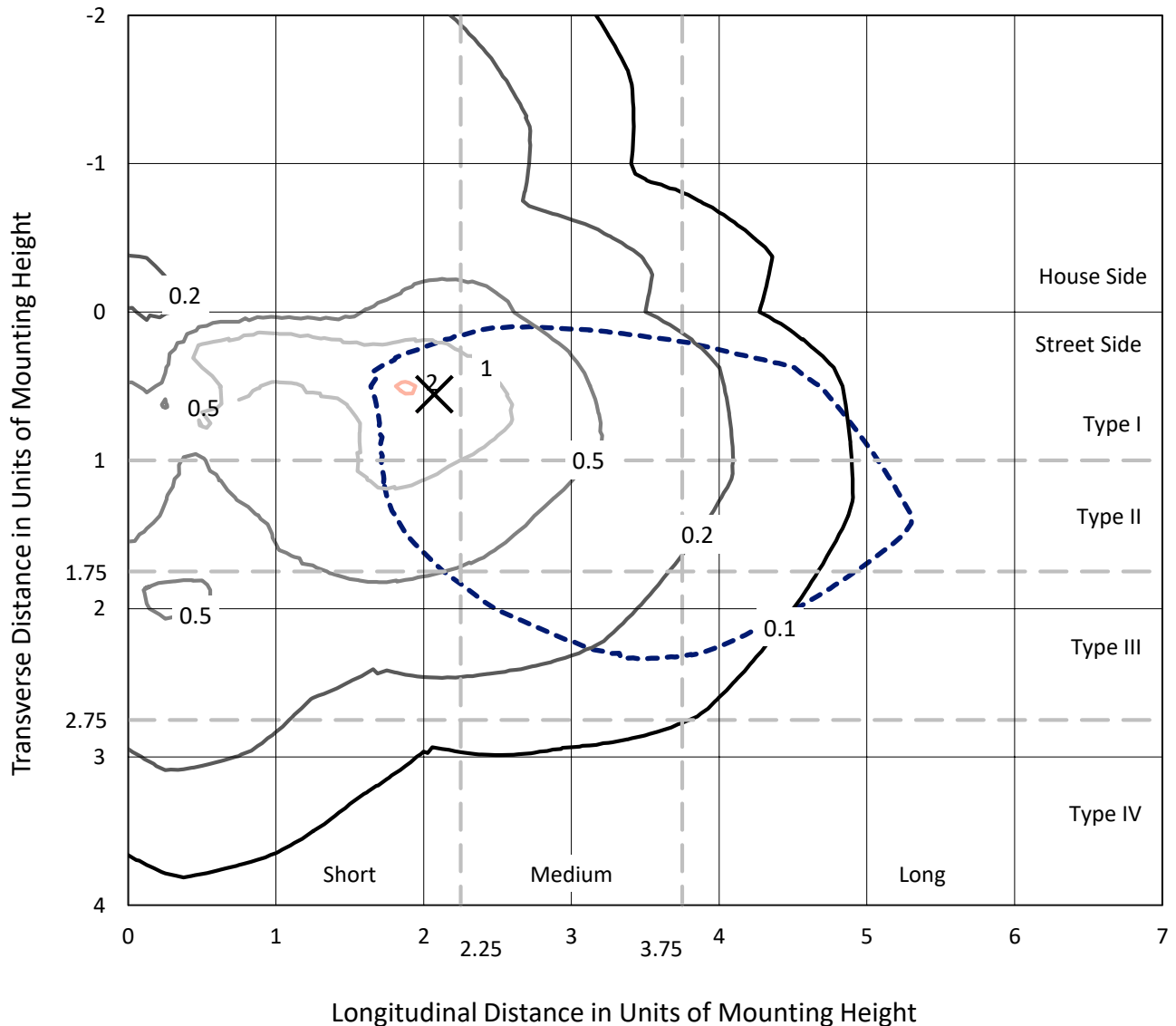
Input Watts (W): 250
Input Voltage (V): NR
Input Current (A_{in}): NR
Voltage Rise (V): NR
Power Factor: NR
Total Harmonic Distortion (THDi): NR
Frequency (hertz): 60
Stabilization Time: NR
Operation Time: NR
Ambient Temperature (°C): NR
Test Distance: 28.75 FT



REPORT NUMBER: 768869
 CATALOG NUMBER: CLB25SXX33X4X

Iso-Footcandle Lines of Horizontal Illumination

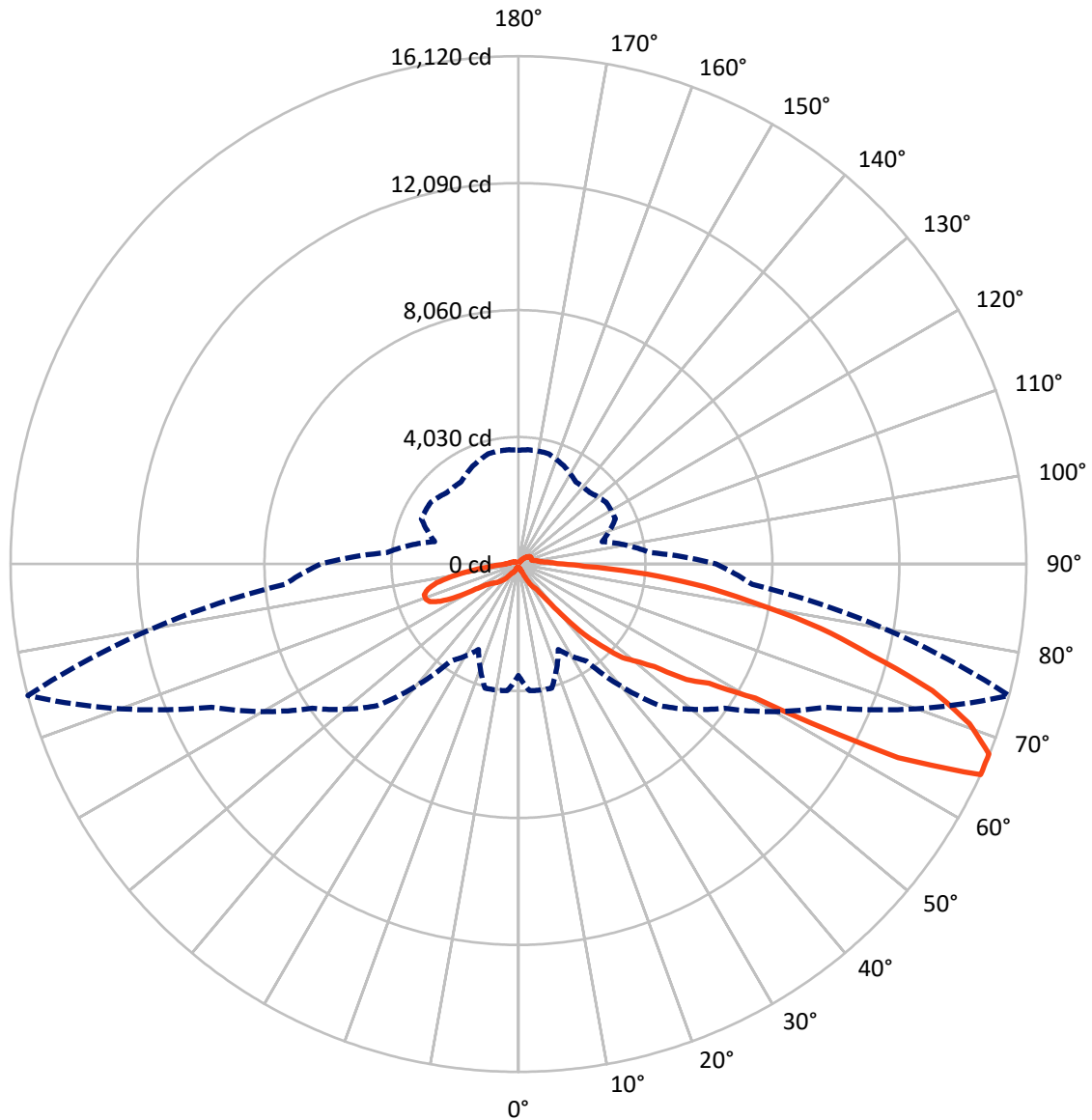
✕ Max cd
 - - - 1/2 Max cd



Based on 25 foot mounting height. Maximum calculated value = 2.1 fc
 Type III - Short - Non-Cutoff

REPORT NUMBER: 768869
CATALOG NUMBER: CLB25SXX33X4X

Luminous Intensity Polar Plot



— Vertical Plane Through 75-Deg Lateral - - - Horizontal Cone Through 65-Deg Vertical

REPORT NUMBER: 768869

CATALOG NUMBER: CLB25SXX33X4X

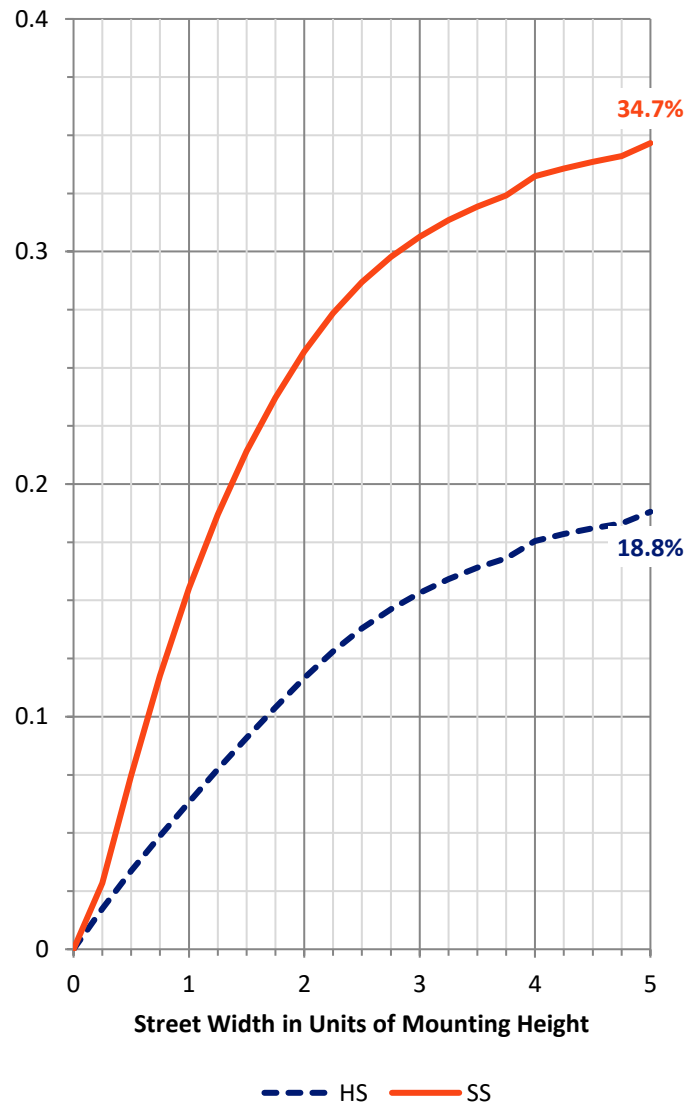
FLUX DISTRIBUTION:

		Downward	Upward	Total
House Side	Lumens	5429.4	558.0	5987.4
	% Lamp	19.7	2.0	21.8
Street Side	Lumens	9944.9	771.0	10715.9
	% Lamp	36.2	2.8	39.0
Total	Lumens	15374.3	1329.0	16703.3
	% Lamp	55.9	4.8	60.7

Coefficient of Utilization

ZONAL LUMENS:

Zone	Lumens	% Fixture	% Lamp
0°-10°	10.5	0.1	0.0
10°-20°	43.5	0.3	0.2
20°-30°	155.3	0.9	0.6
30°-40°	426.0	2.6	1.5
40°-50°	924.3	5.5	3.4
50°-60°	1681.5	10.1	6.1
60°-70°	4836.3	29.0	17.6
70°-80°	5308.0	31.8	19.3
80°-90°	1989.0	11.9	7.2
90°-100°	505.1	3.0	1.8
100°-110°	331.0	2.0	1.2
110°-120°	224.3	1.3	0.8
120°-130°	143.1	0.9	0.5
130°-140°	83.2	0.5	0.3
140°-150°	40.3	0.2	0.1
150°-160°	12.5	0.1	0.0
160°-170°	1.6	0.0	0.0
170°-180°	0.0	0.0	0.0
0°-90°	15374.3	92.0	55.9
0°-180°	16703.3	100.0	60.7



REPORT NUMBER: 768869

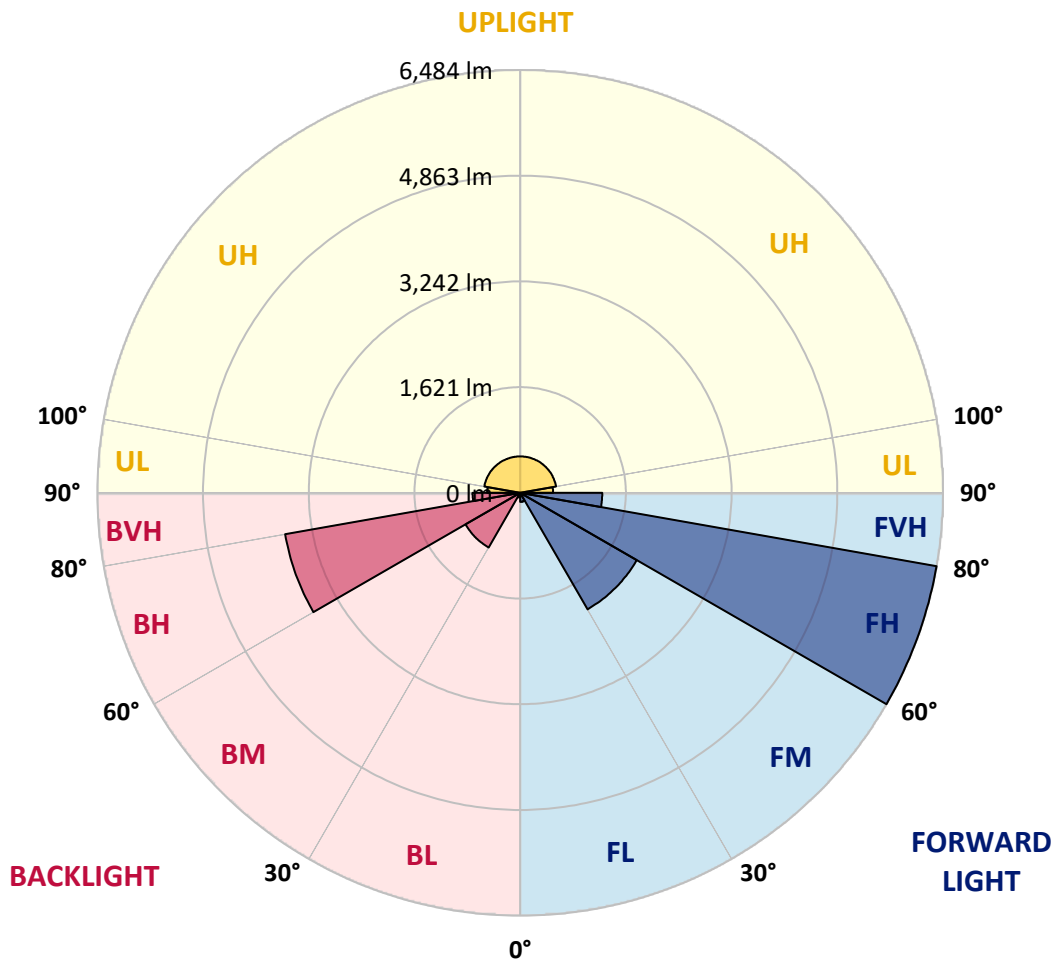
CATALOG NUMBER: CLB25SXX33X4X

LUMINAIRE CLASSIFICATION SYSTEM LUMEN TABLE AND BUG RATING:

Zone		Lumens	% Lamp	Zone Rating/Lumen Limit		
				B	U	G
FL	(0°-30°)	138.2	0.5			
FM	(30°-60°)	2064.0	7.5			
FH	(60°-80°)	6484.3	23.6			G3/7500
FVH	(80°-90°)	1258.4	4.6			G5
BL	(0°-30°)	71.1	0.3	B0/110		
BM	(30°-60°)	967.8	3.5	B1/1000		
BH	(60°-80°)	3659.9	13.3	B4/5000		G4/5000
BVH	(80°-90°)	730.6	2.7			G4/750
UL	(90°-100°)	505.1	1.8		U4/1000	
UH	(100°-180°)	558.0	2.0		U4/1000	
Trapped Light		10796.7	39.3			

BUG Rating: B4-U4-G5

Type III Short





REPORT NUMBER: 768869
 CATALOG NUMBER: CLB25SXX33X4X

CANDELA DISTRIBUTION (FULL):

	0°	5°	15°	25°	35°	45°	55°	65°	75°	85°	90°
0°	136	136	136	136	136	136	136	136	136	136	136
2.5°	127	127	127	123	123	127	127	123	123	127	123
5°	136	132	127	127	123	123	123	123	118	118	109
7.5°	127	127	127	132	127	127	127	127	118	118	114
10°	127	136	136	136	141	150	150	150	136	118	118
12.5°	136	136	136	145	150	168	177	173	150	127	123
15°	145	150	141	155	177	205	223	200	168	136	132
17.5°	173	173	168	177	209	245	273	232	182	155	145
20°	209	214	195	214	268	305	323	282	209	182	164
22.5°	273	273	232	255	341	391	405	396	245	195	168
25°	382	355	291	309	441	500	523	559	336	236	195
27.5°	546	514	405	400	650	723	791	859	546	309	241
30°	700	659	527	496	841	868	1014	1241	746	382	291
32.5°	755	714	550	505	873	850	1077	1509	864	418	318
35°	755	714	577	509	873	827	1050	1696	973	423	336
37.5°	918	891	750	600	1109	1014	1227	2178	1327	486	382
40°	1200	1159	1000	777	1527	1355	1591	2600	2087	614	468
42.5°	1391	1359	1177	909	1782	1546	1791	2569	3041	750	573
45°	1309	1277	1109	846	1637	1432	1627	2050	3701	859	650
47.5°	1300	1246	1096	836	1614	1423	1600	1805	4442	1073	732
50°	1427	1327	1187	914	1764	1582	1755	1837	4846	1446	882
52.5°	1646	1496	1305	996	1991	1837	2050	2059	5405	1787	1077
55°	1900	1728	1477	1118	2273	2118	2396	2441	6474	2168	1332
57.5°	1918	1832	1618	1196	2300	2300	2637	2873	7137	2669	1882
60°	2200	2300	2187	1555	2691	3191	3846	4660	8642	3623	3064
62.5°	3000	3332	3337	2373	3423	5155	6314	8565	13529	5469	4705
65°	3537	4037	4082	2996	3755	6364	7983	10751	16120	7446	6278
67.5°	3719	4296	4323	3360	3882	6610	8678	11229	16107	8801	6978
70°	3791	4419	4369	3555	3810	6451	9056	11165	15184	9606	6715
72.5°	3719	4346	4232	3546	3528	6146	9097	10733	13738	9870	6342
75°	3373	3951	3796	3287	3060	5428	8392	9683	11579	9310	5846
77.5°	2973	3473	3296	2928	2655	4469	7446	8574	9792	8101	5064
80°	2373	2778	2614	2378	2141	3382	5814	6746	7701	6364	3969
82.5°	1828	2141	2009	1841	1637	2532	4287	5205	5964	4601	2796
85°	1227	1441	1359	1268	1127	1668	2828	3487	4096	2791	1673
87.5°	709	800	782	718	655	914	1550	1823	2100	1496	968
90°	491	550	555	514	477	627	1000	1118	1237	1009	691
95°	336	373	382	350	327	396	609	677	723	636	432
105°	255	264	268	241	227	273	396	414	436	364	273
115°	173	177	186	168	150	191	314	450	450	264	214
125°	109	118	118	105	105	136	177	364	414	182	132
135°	100	105	86	73	77	77	105	332	255	77	64
145°	64	64	64	50	45	45	77	286	118	32	32
155°	27	27	18	18	14	18	41	64	55	23	9
165°	0	0	0	0	0	0	0	0	5	0	0



REPORT NUMBER: 768869

CATALOG NUMBER: CLB25SXX33X4X

CANDELA DISTRIBUTION (continued):

	0°	5°	15°	25°	35°	45°	55°	65°	75°	85°	90°
175°	0	0	0	0	0	0	0	0	5	0	0
180°	0	0	0	0	0	0	0	0	0	0	0



REPORT NUMBER: 768869
 CATALOG NUMBER: CLB25SXX33X4X

CANDELA DISTRIBUTION (continued):

	95°	105°	115°	125°	135°	145°	155°	165°	175°	180°
0°	136	136	136	136	136	136	136	136	136	136
2.5°	127	118	118	114	114	114	118	109	100	100
5°	109	100	82	73	73	68	73	82	86	91
7.5°	105	95	86	77	82	77	77	82	86	82
10°	109	105	100	91	91	95	91	95	86	100
12.5°	118	109	105	100	100	95	100	105	109	100
15°	127	118	118	118	114	109	114	114	118	118
17.5°	141	127	127	132	136	132	136	136	132	136
20°	150	150	150	150	155	150	155	155	150	145
22.5°	155	150	155	159	168	164	159	159	159	164
25°	182	186	186	195	205	205	205	195	191	191
27.5°	218	232	245	255	264	264	264	255	250	245
30°	259	282	295	323	327	318	323	309	300	300
32.5°	300	314	336	355	368	350	350	341	332	336
35°	318	332	364	382	391	377	382	368	368	373
37.5°	368	391	427	450	450	446	441	441	436	436
40°	464	509	555	559	559	559	559	559	546	536
42.5°	564	641	686	686	686	686	691	696	677	664
45°	641	727	759	746	764	773	777	773	768	764
47.5°	696	809	823	805	809	846	859	827	846	846
50°	759	905	932	900	891	936	959	923	909	918
52.5°	877	973	1068	1032	1037	1050	1132	1032	986	1018
55°	1009	1064	1196	1155	1187	1191	1323	1227	1150	1182
57.5°	1246	1209	1346	1318	1359	1332	1487	1482	1382	1373
60°	1859	1568	1768	1737	1732	1700	1891	1978	1818	1755
62.5°	3000	2214	2659	2659	2564	2509	2764	2873	2764	2682
65°	4182	2750	3396	3405	3205	3178	3428	3632	3641	3610
67.5°	5301	3060	3846	3814	3596	3641	3851	4155	4219	4191
70°	5992	3146	3978	3937	3769	3846	4037	4392	4578	4492
72.5°	6433	3141	3937	3910	3764	3828	4078	4405	4737	4637
75°	6342	2982	3678	3641	3505	3582	3832	4132	4555	4455
77.5°	5546	2664	3223	3196	3073	3146	3350	3623	4069	3973
80°	4241	2132	2532	2519	2409	2455	2591	2819	3178	3119
82.5°	2805	1500	1759	1759	1682	1668	1755	1905	2123	2128
85°	1582	959	1118	1114	1091	1064	1091	1168	1277	1282
87.5°	927	586	668	664	650	636	655	677	741	755
90°	677	436	477	473	464	459	477	500	550	555
95°	436	300	332	336	341	341	355	373	409	409
105°	291	223	250	300	286	300	291	314	327	318
115°	182	159	182	205	191	191	186	195	186	191
125°	100	109	123	123	127	127	123	123	123	118
135°	59	64	82	82	91	82	86	82	73	73
145°	36	32	45	50	55	45	45	41	45	45
155°	9	5	14	14	14	14	18	9	9	9
165°	0	0	0	0	0	0	0	0	0	0



REPORT NUMBER: 768869

CATALOG NUMBER: CLB25SXX33X4X

CANDELA DISTRIBUTION (continued):

	95°	105°	115°	125°	135°	145°	155°	165°	175°	180°
175°	0	0	0	0	0	0	0	0	0	0
180°	0	0	0	0	0	0	0	0	0	0

(END OF REPORT)